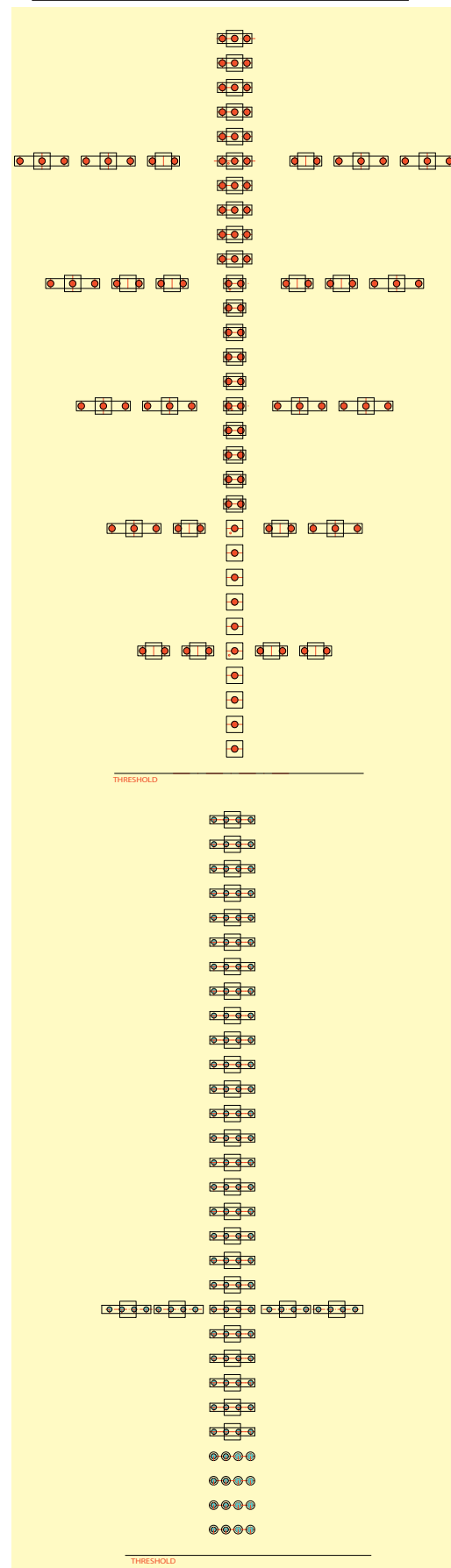


Subject to modifications.



Composite safety mast IDM 8050



Specification

- ICAO Annex 14 Volume I 4th ed. July 2004.
- FAA AC 150 / 5345-45.
- Full scale impact tested.

Meets year 2005 frangibility requirements.

Application

- Safety mast for approach and sequential flash lights.

Mechanical construction

- Tubular masts: D51 single pole up to 1.6 m, D86 pole up to 2 m, D106 pole up to 4 m.
- Lattice mast from 4 m and up: quadrangular cross-sections L400 and L500, available up to 35 m.
- Length of the cross bar up to 6 m with a maximum of seven lights.
- Adjustment tube length 780 mm, light height adjustment range ± 250 mm.

- Base frames, foundation bolts and nuts are galvanised steel.
- All other installation hardware made of maritime grade stainless steel.
- UV-resistant colours on request.

Installation

- Masts are delivered complete in subassemblies of single length or in sections for on-site assembly, mounted on a tiltable base plate that is adjustable to ensure exact alignment.
- For all international layouts: Calvert, Alpa-Ata, ALSF, SSALF, MALSF, etc.

Accessories

- Junction box brackets.
- Anti-climbing guards.
- Protective fencing for individual masts on public areas.

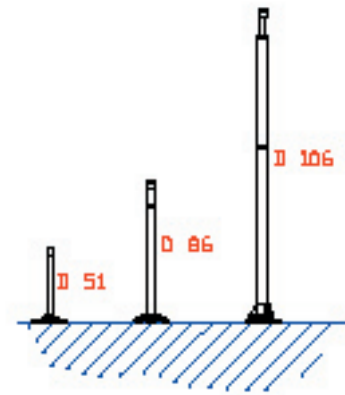
© 2006 IDMAN Oy. All rights reserved.

Advantages

- Mechanically strong modular construction with high level of stability, built-in frangibility.
- Glass fibre construction is electrically neutral and does not interfere with ILS, VOR or radar.
- Resistant to weather and corrosion.
- Light weight.
- Modular design enables adaptation to varying wind conditions of different airports.
- Spare parts available by order.

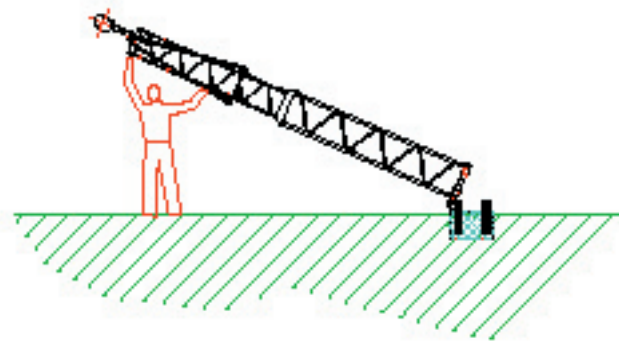
Tubular masts

- D51 = up to 1.6 m
- D86 = up to 2.0 m
- D106 = up to 4.0 m



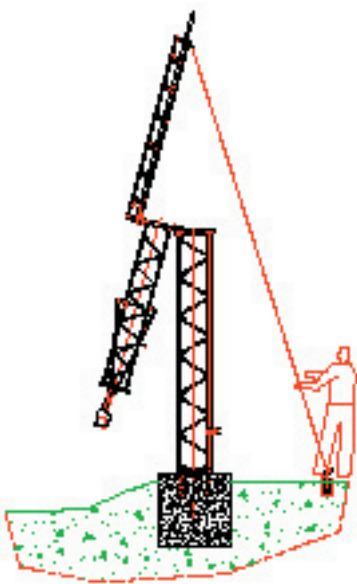
Lattice mast, tiltable from base

- L400 = up to 6.8 m
- L500 = up to 14 m



Centre hinged lattice mast

- L500 = from 3.6 m to 14 m (to 15.5 m with steel post)



Extra tall lattice mast

- L500 = from 15.5 m up to 35 m

